


G D GOENKA PUBLIC SCHOOL ARRAH


A UNIT OF G D GOENKA GROUP NEW DELHI, BASED ON CBSE Curriculum

HOLIDAY

ENGAGEMENT

GRADE-VI





**This Summer,
Let's Learn to Go Green With GD Goenka**



Dear Students!

**As summer draws near, let's take a moment to marvel at something truly amazing:
Our Incredible Planet Earth.**

It's not just a place we call home; it's a precious gift, bursting with life, wonder, and beauty. But like any gift, it needs our love and care to thrive.

You might have heard about climate change—it sounds kinda big and scary, right? But really, it's just about our actions affecting the delicate balance of nature.


Picture a world where the air is pure, rivers sparkle with life, and forests sway in a gentle breeze. That's the world we dream of—a place where all creatures, big and small, live together in harmony.

But to make this dream real, we all need to chip in. It's about the little things, like turning off lights, using less plastic, or planting seeds that'll grow into mighty trees.

Together, we've got the power to make a change. Let's dive into this adventure, hand in hand, with hearts full of hope. Because the future of our planet lies in our hands, guided by the love in our hearts.

So, my dear Green Goenkan Warriors, let's treat our Earth with kindness and care. Together, we can be the heroes our planet needs, protecting its beauty and securing its future.

Every little step we take makes a big difference!



BUILDING BLOCKS FOR A BRIGHT FUTURE!

TO FIND MEANING IN OUR ACTIONS.....

Learning can become a joyful experience if we introduce some fun techniques and do away with the boring study patterns.

This summer, the Holiday assignment will help you to learn, enjoy and enhance your talents.

ENGLISH

THE FUN QUOTIENT IN STUDIES

‘If you cannot do great things, do small things in a great way’

The Fun quotient in studies!

This year’s summer assignment for English is based on the book “Adventure in Kaziranga” four environment novellas by Arup Kumar Dutta. These stories are set in the beautiful state of Assam, which is home to the world - famous Kaziranga National park. It is a wildlife sanctuary where the guards protect the animals of Kaziranga from their main enemy - man. We want our students to raise their level of awareness regarding conservation of Nature and wildlife animals. All sixth graders are going to be a part of a huge anti - poaching forum and everyone will showcase their love for animals! Choose to do ANY ONE of the following with reference to ‘Adventures in Kaziranga’.

1. Write a short paragraph in your grammar notebook, using your imagination and your knowledge about elephants. Describe the relationship between a baby elephant and its father or mother. Do these gentle giants show protective feelings like humans? Provide your answer in your paragraph. Attach a photocopy of this picture to your notebook, next to the paragraph. If anyone is good at drawing try to draw the picture in the notebook.
 2. Kaziranga National Park in Assam is home to the endangered Great Indian Rhinoceros. Make a colourful collage on a standard A3 sheet using pictures, slogans, information about any one wildlife sanctuary in India. You can choose from:
 - Kaziranga Wildlife Sanctuary, Assam
 - Bandhavgarh National Park, Madhya Pradesh
 - Corbett National Park, Uttarakhand.
 - Ranthambore National Park, Rajasthan.
- Write about a trip to any of these places in your Notebook.

SCIENCE AND MATHEMATICS HOLIDAYS HOMEWORK

Prepare a diet chart by collecting information about what your family members eat at different times of the day .(Mention their name , age and food items eaten -in breakfast , lunch and dinner) also arrange age of family member in ascending order . Multiply the family members' age with 10,000 and write it in expanded form.

SOCIAL SCIENCE

CONSERVING THE OLD AS GOLD

Our grandparents are the treasure house of lifetime experiences and Learning. However, the hustle and bustle of modern age is affecting students' Relationship with them

As a fun activity, we want our children to lie down in laps of five elderly Members of their extended families, and learn how they used to conserve Resources in times of crisis.

Prepare 5 anecdotes in the form of five paragraphs and attach appropriate pictures.

This activity aims to bring children closer to the older generation of their Families and learn good things from them, making them responsible towards

Our precious environment 🌸

Guidelines- To be done in the history notebook

OR

Create a collage (1 page) of natural resources we get from the forests.


Please use A4 size paper to make this collage and also give a suitable slogan to your collage.

ART

Use following waste materials and create new things.....

Like as..

- Bottle,
- bangles,
- News paper,
- Magazine.
- Clay



हिंदी

- 1.सूखे पत्ते ,तिनकों ,पुराने अखबार एवं कतरन से एक सुंदर नीली पंखोवाली चिड़िया बनाएँ | (वसंत पाठ 1 पर आधारित)
- 2.भारत के मानचित्र में राज्यों के नामों के अनुसार उनकी भाषाओं के नाम लिखें | (पृष्ठ संख्या - 12 में और मेरा व्याकरण) A4 SHEET पर |
- 3.बाल राम कथा पाठ 2 जंगल और जनकपुर पाठ से 10 प्रश्न तैयार कर उत्तर लिखें |

संस्कृत

- 1.अकारांत पुल्लिंग शब्दों की तालिका सचित्र बनाएँ |
(मणिका संस्कृत व्याकरण - 28,29,30,31) 25 शब्दों की |
2. A4 SHEET पर अनाजों को चिपकाकर संस्कृत में उनके नाम लिखें |

Fun-Loving Activities: Children organise enjoyable activities such as storytelling, games, or crafts to create memorable moments and foster laughter and connection.

Capturing Memories: Throughout the event , children capture memorable moments through photographs or drawings , preserving the joy and connection shared with n grandparents.

